

# 3.5" TFT LCD CCTV Service Viewer

LCD35SV  
LCD35SV-U

*A Must Have & Practical Tool for Security Projects and Maintenance Technicians!*

★ Provides Power to 12V DC Camera which makes Focusing & Troubleshooting easier

- 6 Hours Long Operation Time
- Wristband allows hands-free on ladder



All accessories in one carry bag! \*

\* Except the power adapter

## PACKAGE CONTENTS

1. CCTV Service Viewer w/ Wristband



2. RCA to BNC



3. Video & Audio Cable w/ BNC Connector



4. 12V DC Connector Cable For Powering The Camera



5. Unit Charger Kit



(A) Power Adapter


(B) Car Charger

(C) USB Cable

6. Carry Bag



7. User Manual



LDC35SV

(A) Power Adapter with U.S.A. plug only.

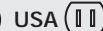
LDC35SV-U

(A) Power Adapter with 4 Multi-plugs.



JET

\* All the certifications are for power adapters only



The Best Quality of Major Components Extends The Life Span of This Product

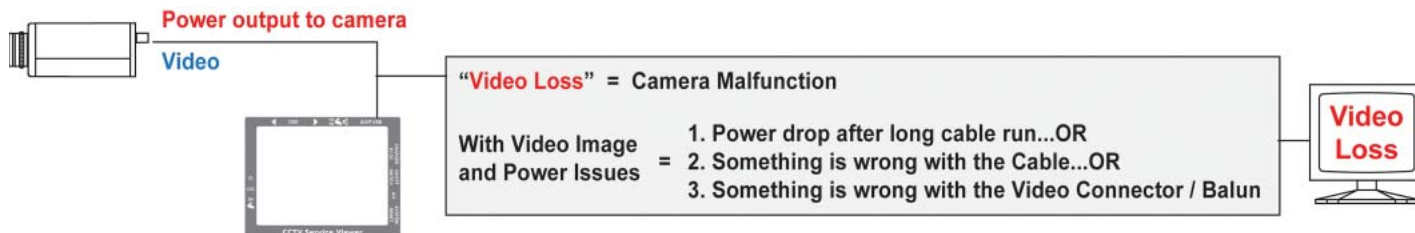
TFT LCD Module Made in Taiwan by ChiMei

Rechargeable Lithium Battery Made in Japan by Sanyo

# 3.5" TFT LCD CCTV Service Viewer

## FEATURES

- 3.5 inch TFT display Wide screen
- PAL / NTSC standard auto detection
- Display format 320 RGB x 240
- Provide power to 12V DC camera
- 6 Hours Long Operation Time without using Power output to Camera
- Audio and video input
- USB charging interface
- Battery save sleep mode - 3 minutes
- Lithium Battery: 3.7V DC, 2200mA



## PARTS & FUNCTIONS

- 1 LCD Screen Protection Film
- 2 Power LED Indicator
- 3 Battery Charge LED Indicator
- 4 12V DC LED Indicator - "On" when camera is powered
- 5 5V DC Charger Input
- 6 Power "On" & "Off" Push Button
- 7 ★1 3.5mm Audio & Video Output
- 8 ★2 System Reset Switch  
"Off" Position: "On" Position:
- 9 Left Key for OSD Menu
- 10 OSD Menu
- 11 Right Key for OSD Menu
- 12 ★3 Button for turning "On" & "Off" the Power to Camera 12V DC & Audio
- 13 ★1 USB-A Video, Audio, Power to Camera Output
- 14 Wristbands (Hands-free)
- 15 Two (2) Speakers for Audio (Rear Side)

Note ★1 : 7 & 13 are for Audio & Video output and 13 can also provide Power to 12V DC Camera

Note ★2 : Use 8 only if System freezes -- It is similar to that of a cell phone battery being taken out

Note ★3 : Use 12 button for turning "on" & "off" the Power to Camera 12V DC & Audio

- 1st Push: Turn on 12V DC to Camera
- 2nd Push: Turn on Audio & turn off the 12V DC to Camera
- 3rd Push: Turn on Audio & 12V DC to Camera
- 4th Push: Turn off Audio & 12V DC to Camera

## SPECIFICATIONS

Model	LCD35SV	LCD35SV-U
Power Plug Type	U.S.A. Power Plug	International - with 4 Multi-plugs
Display	3.5" TFT LCD	
Shell Materials	Engineering ABS Plastic	
Battery	18650 Lithium Battery: 3.7V DC, 2200mA	
Power Consumption	≤ 0.8 (12V emergency power does not open)	
Charger	5V DC / 1A	
Power Output to Camera	12V DC / 300mA	
TV System	PAL / NTSC	
Display Format	320 RGB x 240	
Operation Time	6 hours	
Video Input	1.0 Vp-p	
Audio Input	0.7 Vp-p	
Automatic Sleep	3 min.	
Operating Temperature	5°C ~ 50°C / 41°F ~ 122°F	
Dimension	92 x 73 x 27 mm (shade cover part is 40 mm) 3.62 x 2.87 x 1.06 inches (shade cover part is 1.57 inches)	
Weight ; Gross Weight	120 g / 4.2 oz ; 500g / 1.1 lbs	

\*Specifications are subject to change without notice