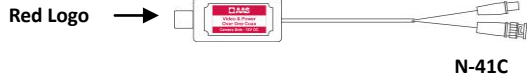
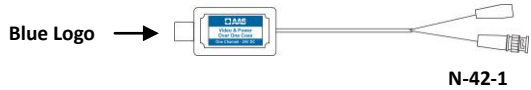


## Video & Power Over Coax


### VPoC Step Down 12V DC Receiver - Camera Side

**VPoC2412DC**

### 1CH Video Power over Coax

**VPoC24DC-01**

### 4CH / 8CH / 16CH Video Power over Coax Server

**VPoC24DC-04**      4 CH 120V~220V AC**VPoC24DC-08-120**      8CH 120V AC**VPoC24DC-08-220**      8CH 220V AC**VPoC24DC-16-120**      16CH 120V AC**VPoC24DC-16-220**      16CH 220V AC

### Features

- Can run Coax Cable up to 300m / 1000ft without power drop
- Easy to upgrade to PTZ camera with existing 18/2 power wire to become data RS485
- No need to lay AC line and install power adapter to camera
- 1 cable for power and video transmission, reducing the material cost
- Enhanced anti-interference capability



**Please read the Manual before attempting to use this product.**

*Specifications and appearance are subject to change without notice.*



## CAUTION

**RISK OF ELECTRIC SHOCK  
DO NOT OPEN!**



**TO REDUCE THE RISK OF ELECTRICAL SHOCK,  
DO NOT OPEN COVERS (OR BACK).  
NO USER SERVICEABLE PARTS INSIDE.  
REFER SERVICING TO QUALIFIED  
SERVICE PERSONNEL.**



**Disposal of Old Electrical & Electronic Equipment (Applicable in the European Union and other European countries with separate collection systems).**

This symbol on the product or on its packaging indicates that this product shall not be treated as household waste. Instead it shall be handed over to the applicable collection point for the recycling of electrical and electronic equipment. By ensuring this product is disposed of correctly, you will help prevent potential negative consequences for the environment and human health, which could otherwise be caused by inappropriate waste handling of this product. The recycling of materials will help to conserve natural resources. For more detailed information about recycling of this product, please contact your local city office, your household waste disposal service or the shop where you purchased the product.



## Caution

### 1. Handle this product with care

Avoid any shock or bumping of the product. Improper handling could damage the product. Do not handle the unit with wet hands. Provide proper ventilation and air circulation and do not use near water. Do not handle the product with wet hands.

### 2. Requires a proper operating environment

This product is not waterproof and is designed for indoor use. The allowable temperature range for operation of this product is between -20°C~50°C.

### 3. Check the power source voltage

The power source voltage should be within the specified range. (Product must meet the specifications).

### 4. Objects and liquid entry

Never push objects of any kind into this product as this may touch dangerous voltage points of short out parts that could result in a fire or electric shock. Never spill any kind of liquid on the product.

## 5. Cleaning

Do not use liquid or aerosol cleaners to clean this unit. Always unplug the power to the device before cleaning.

## 6. Servicing

Do not attempt to service this product by yourself as opening or removing covers may expose you to dangerous voltage or other hazards. Refer all service to qualified servicing personnel.

## Package Contents

---

### VPoC2412DC

- One (1) Camera Side device
- One (1) User Manual

### VPoC24DC-01

- One (1) 1 CH Video & Power Over Coax
  - One (1) User Manual
- \* 24V DC 1A Single Power Adapter Sold Separately ★*

### VPoC24DC-04

- One (1) 4 CH Video & Power Over Coax Server
  - One (1) DVR Connector Cable (4 BNC)
  - One (1) User Manual
- \* Power Cord Sold Separately ▲*

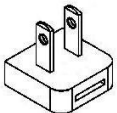
### VPoC24DC-08

- One (1) 8 CH Video & Power Over Coax Server
  - Two (2) DVR Connector Cables (4 BNC each cable)
  - One (1) User Manual
- \* Power Cord Sold Separately ▲*

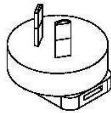
### VPoC24DC-16

- One (1) 16 CH Video & Power Over Coax Server
  - Two (2) DVR Connector Cables (8 BNC each cable)
  - One (1) User Manual
- \* Power Cord Sold Separately ▲*

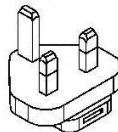
### ▲ Available Plug Types:



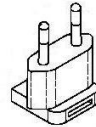
USA



Australia



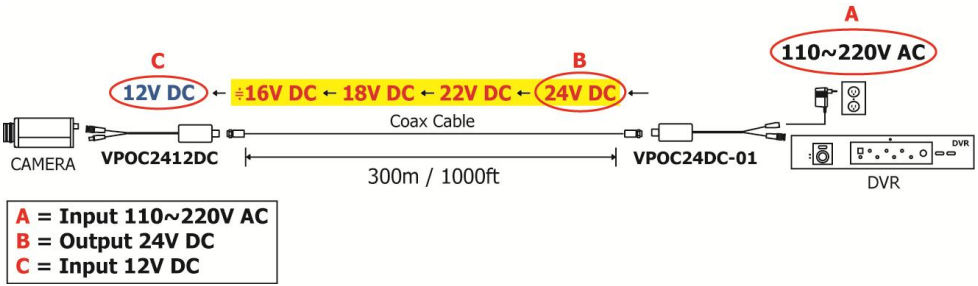
UK



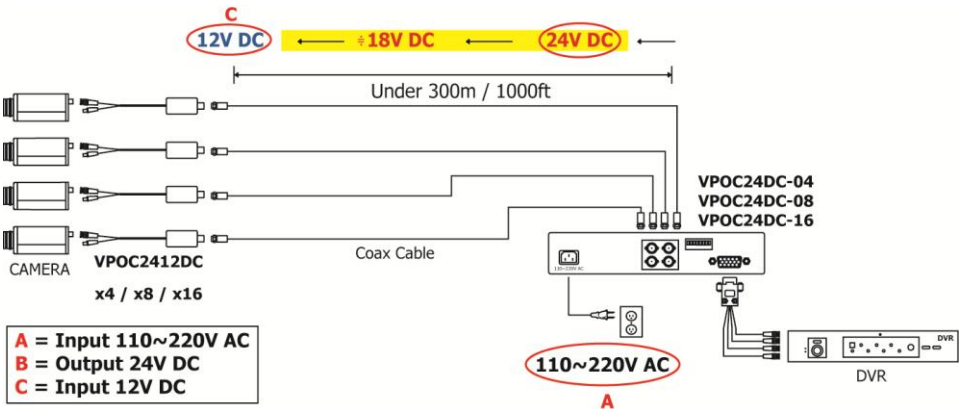
Europe

For any returns, please include all components listed above with original packaging in **Resalable Condition**. **Absolutely No Returns** will be accepted if any component is missing/damaged.

## Application Diagram – 1CH







## Application Diagram – 4 / 8 / 16 CH



## Technical Specifications

Camera Side: Video Output + Power Input	
Model	VPOC2412DC
Input Voltage	12V DC
Output DC Voltage	24V DC
Transmission Distance	300m / 1000ft when working with 1 CH DVR Under 300m / 1000ft when working with 4/8/16 CH DVR
Transmitting Cable	Coax
Video Connector	1 Male BNC with Cable, Resistance 75 Ohms
Power Connector	24V DC Jack
Video & Power Transmission	BNC
Dimension L x W x H	64(L) x 28(W) x 21(H) mm / 2.52(L) x 1.10(W) x 0.83(H) inches with lead length 20 mm / 10.24 inches
Weight	57 g / 2 oz

DVR Side				
Model	VPoC24DC-01	VPoC24DC-04	VPoC24DC-08	VPoC24DC-16
Output DC Voltage	24V DC			
Output Rated Current ; Range	1.0A ★	3.2A ; 0~3.2A ▲	4.5A ; 22.8 ~ 26.4V ▲	8.8A ; 20 ~ 26.4V ▲
Output Rated Power	---	76.8W	108W	211.2W
Ripple & Noise (Note #2)	---	200mVp-p	120mVp-p	150mVp-p
Voltage Adj. Range	---	21.6~26.4V	22.8 ~ 26.4V	
Voltage Tolerance (Note #3)	---	± 1.0%		
Line Regulation (Note #4)	---	± 0.5%		
Load Regulation (Note #5)	---	± 0.5%		
Setup, Rise Time	---	500ms, 30ms/230VAC 1200ms, 30ms/115VAC at full load	500ms, 20ms/230VAC 500ms, 20ms/115VAC at full load	1000ms, 50ms/230VAC 1000ms,50ms/115VAC at full load
Hold Up Time (Typ.)	---	50ms/230VAC 10ms/115VAC at full load	30ms/230VAC 25ms/115VAC at full load	20ms/230VAC 16ms/115VAC at full load
Input Voltage Range	100~240V AC	85~264V AC 120~370V DC	85~132V AC / 176~264V AC selected by switch 248~373V DC	90~132V AC / 180~264V AC selected by switch 254~370V DC
Frequency Range	50~60 Hz	47~63 Hz		
Efficiency (Typ.)	---	86%		87%
Input AC Current	0.8A	1.5A / 115V AC 0.9A / 230V AC	2A / 115V AC 1.2A / 230V AC	4.5A / 115V AC 2.5A / 230V AC
Inrush Current	---	COLD START 45A	COLD START 36A	40A/115VAC 55A/230VAC
Leakage Current	---	<2mA / 240VAC		<3.5mA / 240VAC
Overload Protection	---	110~150% rated output power		105~150% rated output power
Over Voltage Protection	---	27.6~32.4V Hiccup mode, recovers automatically after fault condition is removed		
Working Temp.	---	-20°C ~ +60°C (Refer to "Derating Curve")		-20°C ~ +50°C
Working Humidity	---	20 ~ 90% RH non-condensing		
Storage Temp. ; Humidity	---	-40°C ~ +85°C ; 10 ~ 95% RH		-20°C ~ +85°C , 10 ~ 95% RH
Temp. Coefficient	---	± 0.03% / °C (0°C ~ 45°C)	± 0.03% / °C (0°C ~ 50°C)	
Vibration	---	10 ~ 500Hz, 2G 10min./1cycle, period for 60min. each along X, Y, Z axes		10 ~ 500Hz, 3G 10min./1cycle, 60min. each along X, Y, Z axes
Safety	---	UL60950-1, CB(IEC60950-1),CCC GB4943		UL60950-1 approved

Standards		approved		
<b>Withstand Voltage</b>	---	I/P-O/P:3KVAC	I/P-FG:1.5KVAC	O/P-FG:0.5KVAC
<b>Isolation Resistance</b>	---	I/P-O/P, I/P-FG, O/P-FG:100M Ohms / 500VDC / 25°C / 70% RH		
<b>EMC Emission (Note #6)</b>	---	Compliance to EN55022 (CISPR22) Class B, EN61000-3-2,-3		---
<b>EMC Immunity (Note #6)</b>	---	Compliance to EN61000-4-2,3,4,5,6,8,11, EN55024, EN61000-6-1, light industry level, criteria A		---
<b>EMI Conduction &amp; Radiation</b>	---	---		Design refer to EN55022 (CISPR22) Class A
<b>EMS Immunity</b>	---	---		Design refer to EN61000-4-2, 3, 4, 5, 6, 8,11, ENV50204, EN55024, light industry level, criteria A
<b>MTBF</b>	---	378.2K hrs min. MIL-HDBK-217F (25°C)	320.7Khrs min. MIL-HDBK-217F (25°C)	271.9K hrs min. MIL-HDBK-217F (25°C)
<b>Dimension L x W x H</b>	64x28x21 mm / 2.52x1.10x0.83 in with lead length 20 mm / 10.24 in	248x235x50 mm / 9.76x9.25x1.97 in	248x235x50 mm / 9.76x9.25x1.97 in	342.5x258x65 mm / 13.48x10.16x2.56 in
<b>Weight</b>	57 g / 2 oz	1.35 kg / 2.98 lbs	1.5 kg / 3.3 lbs	2.3 kg / 5.07 lbs
<b>Switching Power Certifications</b>				

\*Specifications are subject to change without notice

★ Single Power Adapter sold separately

▲ Switching Power Supply – Power cord sold separately

#### SPECIFICATION NOTES:

1. All parameters NOT specially mentioned are measured at 230VAC input, rated load and 25 of ambient temperature.
2. Ripple & noise are measured at 20MHz of bandwidth by using a 12" twisted pair-wire terminated with a 0.1uf & 47uf parallel capacitor.
3. Tolerance: includes set up tolerance, line regulation and load regulation.
4. Line regulation is measured from low line to high line at rated load.
5. Load regulation is measured from 0% to 100% rated load.
6. The power supply is considered a component which will be installed into a final equipment. The final equipment must be re-confirmed that it still meets EMC directives. For guidance on how to perform these EMC tests, please refer to "EMI testing of component power supplies" (as available on <http://www.meanwell.com>)

### **LIMITED ONE (1) YEAR WARRANTY AND EXCLUSIONS**

Manufacturer warrants to the original consumer purchaser and not for the benefit of anyone else that this product at the time of its sale by Manufacturer is free of defects in materials and workmanship under normal and proper use for one (1) year from the purchase date. Manufacturer's only obligation is to correct such defects by repair or replacement, at its option, if within such one (1) year period the product is returned prepaid, with proof of purchase date, and a description of the problem. This warrant excludes and there is disclaimed liability for labor for removal of this product or reinstallation. **This warranty is voided if this product is installed improperly or in an improper environment, overloaded, misused, opened, abused, or altered in any manner, or is not used under normal operating conditions or not in accordance with any labels or instructions. There are no other implied warranties of any kind, including merchantability and fitness or a particular purpose, but if any implied warranty is required by the applicable jurisdiction, the duration of any such implied warrant, including merchantability and fitness of or a particular purpose, is limited to one (1) year. Manufacturer is not liable for incidental, indirect, special, or consequential damages, including without limitation, damage to, or loss of use of, any equipment, loss sales or profits or delay or failure to perform this warranty obligation.** The remedies, provided therein are the exclusive remedies under this warranty, whether based on contract, tort or otherwise.

**MADE IN CHINA**



Copyright © 2012 by AAS Technology  
[www.AAS.com.tw](http://www.AAS.com.tw)

**N-41C / N-42-1 / N-43-4 / N-44-8-120**  
**N-44-8-220 / N-45-16-120 / N-45-16-220**

R201204-V20